

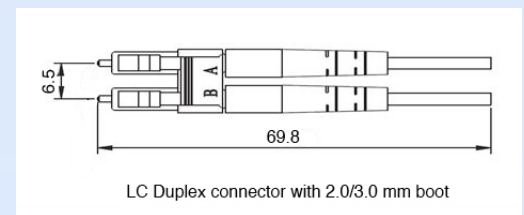
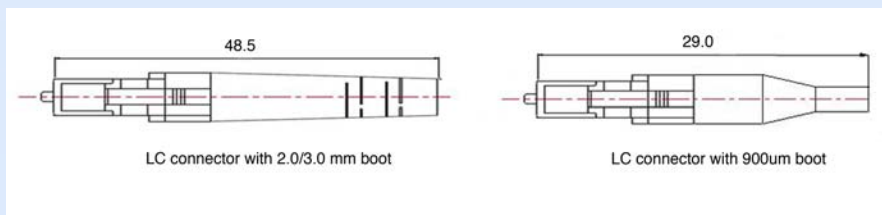
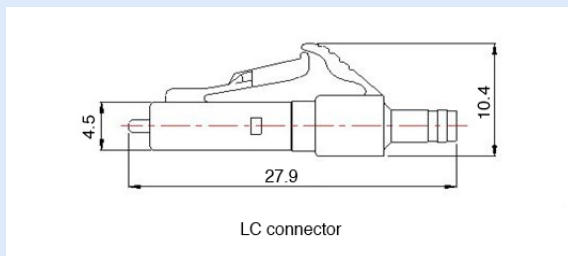
# LC SERIES CONNECTORS

The LC connector is a small form-factor (SFF) fiber optic connector with RJ-45 style interface and resembles a small SC connector. The push-pull latching mechanism provides quick insertion and removal while also ensuring a positive connection. The LC series connector is available in the Physical Contact (PC) pre-dome ferrule end-face as well as the Angled Physical Contact (APC) ferrule end-face with 8° angle for applications where reduced back reflection is desired.



Specifications	Singlemode	Multimode
Insertion loss	≤ 0.15dB typical	≤ 0.20dB typical
Return loss	≥ 55dB PC ≥ 65dB APC	
Durability (1000 matings)	<0.2dB	<0.2dB
Operating Temperature	-40°C to +75°C	-40°C to +75°C

Features
<ul style="list-style-type: none"> <li>Compliant with ANSI, IEC, TIA/EIA, RoHs</li> <li>Low insertion loss &amp; back reflection</li> <li>Free floating Ø1.25 mm precision zirconia ferrule</li> <li>High durability and reliability</li> <li>Telcordia style boots</li> <li>Plastic housing and boots in a variety of colors</li> </ul>



## Ordering Information

	Ferrule ID	Body	Body Color	Boot Type	Boot Color
LC	PC	125.0	SX = Simplex	1 = 900um	1 = White
	APC	125.5	DX = Duplex	2 = 2mm	2 = Beige
		127.0		3 = 3mm	3 = Green

Part number example: LC-PC-127.0-DX-2-A22